

Dempo Charities Trust's
SRINIVASSA SINAI DEMPO COLLEGE OF COMMERCE AND ECONOMICS
Cujira, Bambolim-Goa

Criterion 2 - Teaching - Learning and Evaluation

Key Indicator – 2.6 Student Performance and Learning Outcome

2.6.2 – Pass percentage of students during last five years

SSR – DVV Clarification Document

INDEX


Sr. No	Contents	Page No.
1	Result sheet attested by Principal	2
2	Certified Reports from Controller of Examination	3-6

Dempo Charities Trust's
SRINIVASSA SINAI DEMPO COLLEGE OF COMMERCE AND ECONOMICS
Cujira, Bambolim-Goa

2.6.2 Pass Percentage of students during last five years

Academic Year	Program Name	Number of students appeared in the final year examination	Number of students passed in final year examination	Pass Percentage (%)
2021-22	BCom (Hons)	326	240	73.62
	BBA	98	98	100.00
	MCom	46	44	95.65
	IMCom	34	33	97.06
	MTTM	17	13	76.47
	PGDM-EM	10	10	100.00
	TOTAL (2021-22)	531	438	82.49
2020-21	BCom (Hons)	378	357	94.44
	BBA	92	92	100.00
	MCom	52	51	98.08
	MTTM	21	21	100.00
	PGDM-EM	9	7	77.78
	TOTAL (2020-21)	552	528	95.65
2019-20	BCom (Hons)	216	213	98.61
	BBA	84	84	100.00
	MCom	33	30	90.91
	MTTM	15	14	93.33
	PGDM-EM	7	7	100.00
	TOTAL (2019-20)	355	348	98.03
2018-19	BCom	224	197	87.95
	BBA	52	47	90.38
	MCom	17	17	100.00
	MA(T&HM)	11	11	100.00
	PGDM-EM	12	11	91.67
	TOTAL (2018-19)	316	283	89.56
2017-18	BCom	239	206	86.19
	BBA	55	52	94.55
	MCom	18	15	83.33
	PGDM-EM	12	12	100.00
	MA (T&HM)	13	13	100.00
	PGDBA-EM	12	10	83.33
	TOTAL (2017-18)	349	308	88.25
Average Pass Percentage for last 5 years is 90.80%				




Dr. Sangeeta Chakrabarty
 (Acting Principal)

Dempo Charities Trust's
SRINIVASSA SINAI DEMPO COLLEGE OF COMMERCE AND ECONOMICS
 Deendayal Integrated School Complex, Cujira, (Opp Goa Medical College, Bambolim) Goa.

**ACADEMIC PERFORMANCE OF T.Y.B.COM EXAMINATION GOA UNIVERSITY RESULTS FROM
 THE ACADEMIC YEAR 2017-2018 TO 2021-2022**

YEAR	APPEARED	DISTINCTION	1ST CLASS	IIND CLASS	PASS CLASS	TOTAL PASS STUDENTS	PASS %
APRIL, 2018	239	31	80	85	10	206	86.192%
APRIL, 2019	224	30	67	81	19	197	87.946%

YEAR	APPEARED	A+	A	B+	B	C	TOTAL PASS STUDENTS	PASS %
August, 2020	216	10	40	73	77	13	213	98.611%
JULY, 2021	378	16	61	151	107	22	357	95.967%
JUNE, 2022	326	19	80	37	103	1	240	73.846%




(Shri. Ashok M Chodankar)
 Controller of Examinations
CONTROLLER OF EXAMINATIONS
 GOA UNIVERSITY

S.S. DEMPO COLLEGE OF COMMERCE & ECONOMICS
ACADEMIC PERFORMANCE OF T.Y.B.B.A. GOA UNIVERSITY RESULT FROM 2017 TO 2022

ACADEMIC YEAR	DATE OF DECLARATION	APPEARED	A+	A	B+	B	C	TOTAL PASS	PASS %
2017-18	27th September 2018	55	0	0	0	39	13	52	94.54
2018-19	16th July 2019	52	0	0	0	45	2	47	90.38
2019-20	21st January 2021	84	1	8	38	29	8	84	100
2020-21	18th November 2021	92	1	20	51	20	0	92	100
2021-22	2nd August 2022	98	1	30	56	10	1	98	100




(Shri Ashok M. Chodankar)
Controller of Examination
Goa University

CONTROLLER OF EXAMINATIONS
GOA UNIVERSITY



GOA UNIVERSITY
Taleigao Plateau, Goa.

Established by State Legislature by Notification No.LD/10/7/84(D) of year 1984
Tel. :+91 8669609060, 8669609 008 E-mail: registrar @ unigoa.ac.in
Fax +091-832-2456108/2452889 Web site: www.unigoa.ac.in

Ref . No.GU/Exam-PG /Stats./2023/5 32

Date:30/03/2023

CERTIFICATE

This is to certify that the following represents the pass percentage of students of the final semester of Srinivassa Sinai Dempo College of Commerce and Economics, Deendayal Integrated School Complex Cujira –Bambolim Goa affiliated to the University.

Master of Travel and Tourism Management Programme

Academic Year	Date of Declaration	Appeared	A+	A	B+	B	C	Total	Pass Percentage
2017-18	04 th June 2018	13	0	2	8	3	0	13	100.00 %
2018-19	04 th July 2019	11	0	5	2	2	2	11	100.00%
2019-20	17 th September 2020	15	3	4	5	2	0	14	93.33%
2020-21	27 th September 2021	21	6	9	4	2	0	21	100.00 %
2021-22	28 th July 2022	17	2	3	5	3	0	13	76.47%

Master of Commerce

Academic Year	Date of Declaration	Appeared	A+	A	B+	B	C	Total	Pass Percentage
2017-18	09 th July 2018	18	0	2	5	8	0	15	83.33 %
2018-19	21 st June 2019	17	0	2	9	6	0	17	100.00
2019-20	14 th September 2020	33	2	5	10	11	2	30	90.91 %
2020-21	6 th September 2021	52	4	19	23	5	0	51	98.08 %
2021-22	11 th August 2022	46	1	25	14	4	0	44	95.65 %

Integrated Master of Commerce

Academic Year	Date of Declaration	Appeared	A+	A	B+	B	Total	Pass Percentage
2018-19	15 th November 2022	34	02	11	16	04	33	97.06 %

Post Graduate Diploma Management – Event Management


Academic Year	Date of Declaration	Appeared	Distinction	1 st Class	2 nd Class	Total	Pass Percentage
2017-18	1 st April 2019	12	01	06	05	12	100%

Academic Year	Date of Declaration	Appeared	Distinction	1 st Class	2 nd Class	Total	Pass Percentage
2018-19	14 th November 2019	12	07	04	-	11	91.66%
2019-20	12 th March 2021	07	04	03	-	7	100%
2020-21	12 th April 2022	09	04	01	02	07	77.77%
2021-22	20 th December 2022	10	02	03	05	10	100%

Post Graduate Diploma in Business Administration – Event Management

Academic Year	Date of Declaration	Appeared	B	D	Total	Pass Percentage
2016-18	18 th January 2019	12	08	02	10	83.33 %

This Certificate is issued at the request of the concerned institution for the purpose of producing it to the National Assessment and Accreditation Council (NAAC).


Controller of Examinations